




zetaWall

Kromnik









H = 2400 mm L = 900/1200 mm

Z24M 0101.090  
Z24M 0101.120



Z24M 0102.090  
Z24M 0102.120



Z24M 0103.090  
Z24M 0103.120



Z24M 0104.090  
Z24M 0104.120



Z24M 0204.090  
Z24M 0204.120




Z24M 0205.090  
Z24M 0205.120



Z24M 0206.090  
Z24M 0206.120



Z24M 0301.090  
Z24M 0301.120



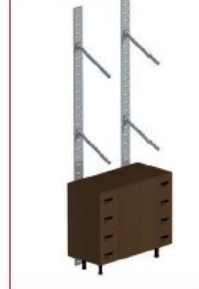
Z24M 0302.090  
Z24M 0302.120



Z24M 0303.090  
Z24M 0303.120



Z24M 0810.090  
Z24M 0810.120



Z24M 1001.090  
Z24M 1001.120



H = 2400 mm L = 900/1200 mm


Z24M 1002.090  
Z24M 1002.120



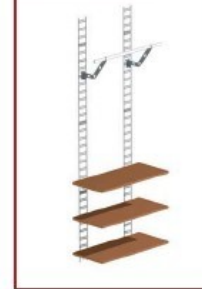
Z24M 1003.090  
Z24M 1003.120



Z24M 1004.090  
Z24M 1004.120



ZF24M 0101.090  
ZF24M 0101.120



ZF24M 0102.090  
ZF24M 0102.120




ZF24M 0103.090  
ZF24M 0103.120




ZF24M 0104.090  
ZF24M 0104.120




ZF24M 0204.090  
ZF24M 0204.120



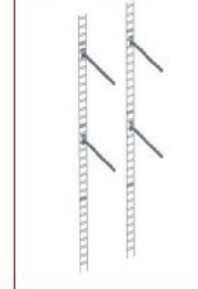
ZF24M 0205.090  
ZF24M 0205.120



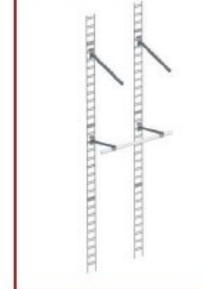
ZF24M 0206.090  
ZF24M 0206.120



ZF24M 0301.090  
ZF24M 0301.120

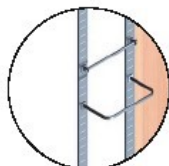


ZF24M 0302.090  
ZF24M 0302.120

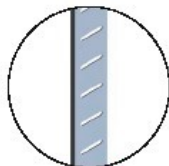




ZF240

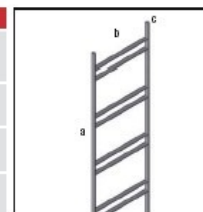


ZM240


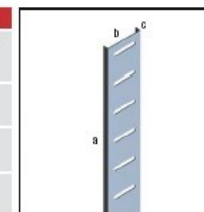


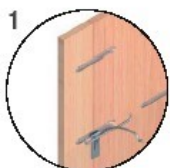
ZM240

	ZF240	ZF240
mm	a=2400 b=100 c=20	a=2400 b=100 c=20
Kg	3,92	3,92
	5	5
	CR	NS

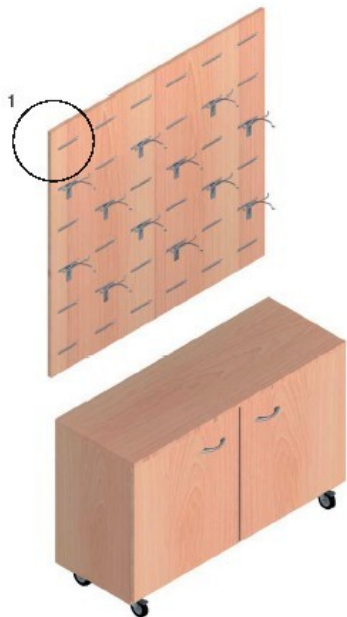


	ZM240	ZM240
mm	a=2400 b=100 c=15	a=2400 b=100 c=15
Kg	4,70	4,70
	5	5
	CR	NS





AS Z1



PL  
Plastica  
Plastic  
Plastique  
Kunststoff



LA Pannelo melaminico/Melamine panel/Melamine panneau/Melamin panel



**Z120120V**

mm	a=1200 b=1200 c=19
Kg	20,00
	2
	LA

**Z240120V**

mm	a=2400 b=1200 c=19
Kg	40,00
	2
	LA

**AS Z1**

mm	a=12 b=105 c=8
Kg	0,01
	100
	PL

**WA 05.235**

mm	a=2250 b=20 c=50
Kg	2,20
	20
	GR

**WA 11.240**

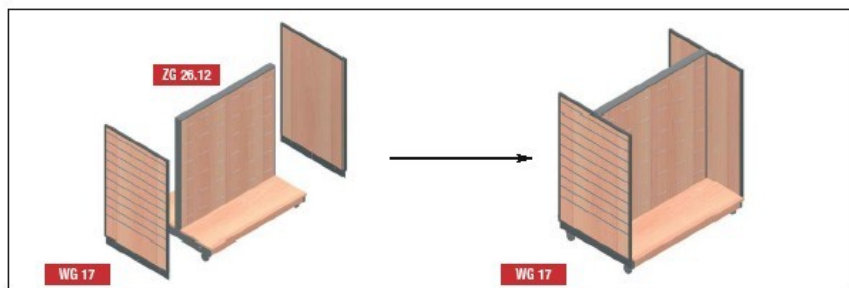
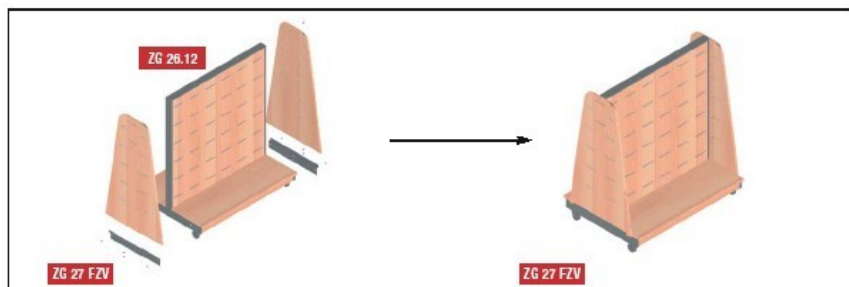
mm	a=2400 b=40 c=40
Kg	1,01
	40
	AL

**WA 12.240**

mm	a=2400 b=20 c=40
Kg	0,77
	40
	AL

**WA 13.240**

mm	a=2400 b=20 c=20
Kg	0,49
	40
	AL



LA Pannello melaminico/Melamine panel/Melamine panneau/Melamin panel



**ZG 26.12**

mm	a=1420 b=1200 c=850
Kg	1
	VP

**WG 17**

mm	a=1220 b=20 c=845
Kg	21,00
	LA+VP

**ZG 26.12X**

mm	a=1420 b=1200 c=850
Kg	23,00
	VP

**AS Z1**

mm	a=12 b=105 c=8
Kg	0,01
	PL

**ZG 27.FZV**

mm	a=1220 b=20 c=700
Kg	10,00
	LA+VP

VP Verniciato/Painted/Peint/Lackiert



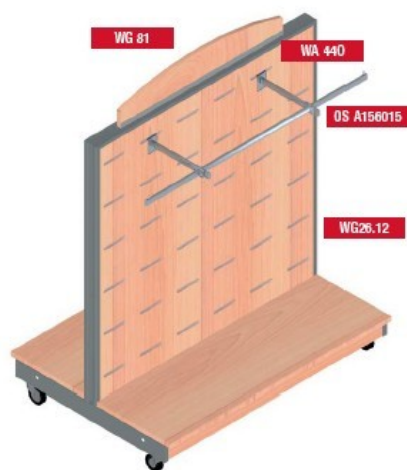
PL  
Plastic  
Plastic  
Plastique  
Kunststoff





ZB  
Zinco bianco  
White galvanizing  
Zincage blanc  
Zinkweiss







<b>WG 81</b>		
mm	a=150 b=890 c=20	
Kg	2,75	
	4	
	VP+LA	

<b>WG26.09Z</b>		<b>WG26.12Z</b>		
mm	b=905 c=124	b=1205 c=124		
Kg	4,34	5,80		
	1	1		
	ZB	ZB		

<b>WG26.T</b>		
mm	a=44 b=200 c=103	
Kg	1,30	
	12,00	
	VP	




**LA** Pannello melaminico/Melamine panel/Melamine panneau/Melamin panel




**VP** Verrociato/Panle d'Verni/Lackiert





<b>AS 21</b>	mm	Kg			
	b=38 c=28	0,01	50	ZB	



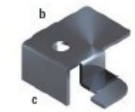
<b>WA 30</b>
--------------




<b>AS 22</b>	mm	Kg			
	b=22 c=28	0,01	50	ZB	




<b>WA 30</b>
--------------





<b>AS 23</b>	mm	Kg			
	b=22 c=28	0,01	50	ZB	





<b>WA 30</b>
--------------




<b>WA 21N</b>	mm	Kg			
	c=290	0,41	40	CR	
<b>WA 21N</b>	c=290	0,41	40	NS	


<b>WA 22N</b>	mm	Kg			
	c=290	0,61	20	CR	
<b>WA 22N</b>	c=290	0,61	20	NS	


<b>WA 27</b>	mm	Kg			
	c=290	0,61	20	CR	
<b>WA 27</b>	c=290	0,61	20	NS	




 <b>CR</b> Cromato Chrome Chromé Verchromt	 <b>NS</b> Nichel satinato Salin Saliné Matthekt	 <b>ZB</b> Zincato bianco White galvanizing Zingage Blanc Zinkveride
---	---	---




<b>WA 30</b>	mm	Kg			
	c=300	0,31	25	CR	
<b>WA 30</b>	c=300	0,31	25	NS	





<b>WA 31</b>	mm	Kg			
	a=280 c=323	0,4	25	CR	
<b>WA 31</b>	a=280 c=323	0,4	25	NS	

<b>WA 41</b>	mm	Kg			
	c=310	0,26	48	CR	




<b>WA 34S</b>	mm	Kg			
	b=900 c=300	1,22	10	CR	
<b>WA 34S</b>	b=900 c=300	1,22	10	NS	

 <b>CR</b> Cromato Chrome Chromé Verchromt	 <b>NS</b> Nichel satinato Salin Saliné Matthekt
---	---



<b>WA 39S</b>	mm	Kg			
	b=600 c=300	1,00	10	CR	
<b>WA 39S</b>	mm	Kg			
	b=600 c=300	1,00	10	NS	

<b>WA 37</b>	mm	Kg			
	a=80 b=50 c=28	0,13	50	CR	
<b>WA 37</b>	mm	Kg			
	a=80 b=50 c=28	0,13	50	NS	

<b>WA 38</b>	mm	Kg			
	a=380 b=230 c=100	0,29	50	CR	

**No ZM - ZF**

<b>WA 40B</b>	mm	Kg			
	c=173	0,11	50	CR	

<b>WA 32</b>	mm	Kg			
	c=265 Ø=140	0,16	40	CR	

<b>WA 42</b>	mm	Kg			
	c=300	0,43	24	CR	

**CR**  
Cromato  
Chrome  
Chromé  
Verchromt

**NS**  
Nichel satinato  
Salin  
Saliné  
Matthalt

<b>WA 43</b>	mm	Kg			
	c=400	0,36	24	CR	

<b>WA 43D</b>	mm	Kg			
	c=400	0,36	25	CR	
<b>WA 43D</b>	mm	Kg			
	c=400	0,36	25	NS	

<b>WA 44</b>	mm	Kg			
	c=310	0,28	24	CR	

<b>WA 44D</b>	mm	Kg			
	c=310	0,34	25	CR	
<b>WA 44D</b>	mm	Kg			
	c=310	0,34	25	NS	



**CR**  
Cromato  
Chrome  
Chromé  
Verchromt

**NS**  
Nichel satinato  
Salin  
Saliné  
Matthalt

<b>OS A166015</b>	a=900 b=150 c=600	mm	Kg	10	CR
<b>OS A166015</b>	a=900 b=150 c=600	mm	0,96	10	NS
<b>OS A306030</b>	a=1200 b=300 c=600	mm	1,08	10	CR
<b>OS A306030</b>	a=1200 b=300 c=600	mm	1,08	10	NS

<b>OS A3010</b>	a=400 b=100 c=300	mm	Kg	10	CR
<b>OS A3010</b>	a=400 b=100 c=300	mm	0,39	10	NS

<b>WA 45</b>	a=85	mm	Kg	10	CR
--------------	------	----	----	----	----

<b>WA 50</b>	c=50 Ø=6	mm	Kg	100	CR-NS
<b>WA 46</b>	c=100 Ø=6	mm	0,07	100	CR-NS
<b>WA 47</b>	c=150 Ø=6	mm	0,08	100	CR-NS
<b>WA 48</b>	c=200 Ø=6	mm	0,09	100	CR-NS
<b>WA 49</b>	c=300 Ø=6	mm	0,11	100	CR-NS

<b>WA 76</b>	c=265	mm	Kg	100	CR
<b>WA 76</b>	c=265	mm	0,13	100	NS

<b>WA 52</b>	a=170 c=145	mm	Kg	25	CR
<b>WA 52</b>	a=170 c=145	mm	0,37	25	NS

	<b>CR</b> Cromato Chrome Chromé Verchromt		<b>NS</b> Nichel satinato Salin Saliné Matthalt
--	---	--	---

<b>WA 61</b>	b=50 c=235	mm	Kg	100	CR
--------------	------------	----	----	-----	----

<b>WA 68</b>	c=240 Ø=90	mm	Kg	50	CR
--------------	------------	----	----	----	----

<b>WA 70</b>	b=145 c=165	mm	Kg	50	CR
<b>WA 70</b>	b=145 c=165	mm	0,10	50	NS

<b>WA 72</b>	c=310 Ø=32	mm	Kg	24	CR
<b>WA 72</b>	c=310 Ø=32	mm	0,33	24	NS

<b>WA 78</b>	c=200	mm	Kg	100	CR
<b>WA 79</b>	c=300	mm	0,09	100	CR

<b>WA 73</b>	b=205 c=160	mm	Kg	12	CR
--------------	-------------	----	----	----	----

	<b>CR</b> Cromato Chrome Chromé Verchromt		<b>NS</b> Nichel satinato Salin Saliné Matthalt
--	---	--	---



	mm	Kg			
WA131	c=20 Ø=5	0,01	400	PL	
WA132	c=50 Ø=5	0,01	400	PL	
WA133	c=75 Ø=5	0,01	400	PL	
WA134	c=100 Ø=5	0,01	400	PL	
WA136	c=160 Ø=5	0,02	400	PL	

	mm	Kg			
WA100	a=187 b=187 c=100	0,53	12	PL	

No ZM - ZF

	mm	Kg			
WA101	b=580 c=280	0,79	12	PL	

No ZM - ZF

	mm	Kg			
WA102	b=400 c=250	1,30	6	PL	

No ZM - ZF

	mm	Kg			
WA108	a=280 b=230 c=70	0,73	6	PL	

No ZM - ZF

	mm	Kg			
WA109	a=150 b=65	0,10	100	PL	

No ZM - ZF



	mm	Kg			
WA110	b=87 c=270	0,24	48	PL	

No ZM - ZF

	mm	Kg			
WA117	b=905 c=180	2,25	4	PL	

No ZM - ZF


	mm	Kg			
WA118	b=810 c=70	0,73	6	PL	

No ZM - ZF


	mm	Kg			
WA120	b=815 c=70	0,44	6	PL	

No ZM - ZF





	mm	Kg		
RQ 46.3	a=22 b=400 c=300	2,20	40	LA
RQ 46.4	a=22 b=400 c=400	2,80	40	LA
RQ 46.5	a=22 b=400 c=500	3,20	40	LA
RQ 60.3	a=22 b=600 c=300	3,20	40	LA
RQ 60.4	a=22 b=600 c=400	3,75	40	LA
RQ 60.5	a=22 b=600 c=500	3,80	40	LA
RQ 90.3	a=22 b=900 c=300	4,10	40	LA
RQ 90.4	a=22 b=900 c=400	5,75	40	LA
RQ 90.5	a=22 b=900 c=500	6,50	40	LA
RQ100.3	a=22 b=1000 c=300	4,60	40	LA
RQ100.4	a=22 b=1000 c=400	6,02	40	LA
RQ100.5	a=22 b=1000 c=500	7,90	40	LA
RQ120.3	a=22 b=1200 c=300	5,27	40	LA
RQ120.4	a=22 b=1200 c=400	7,40	40	LA
RQ120.5	a=22 b=1200 c=500	8,75	40	LA




	mm	Kg		
RP 46.3	a=25 b=400 c=305	2,50	40	LS
RP 46.4	a=25 b=400 c=405	3,00	40	LS
RP 46.5	a=25 b=400 c=505	3,50	40	LS
RP 60.3	a=25 b=600 c=300	3,00	40	LS
RP 60.4	a=25 b=600 c=400	3,00	40	LS
RP 60.5	a=25 b=600 c=500	3,00	40	LS
RP 90.3	a=25 b=900 c=305	4,50	40	LS
RP 90.4	a=25 b=900 c=405	6,30	40	LS
RP 90.5	a=25 b=900 c=505	6,90	40	LS
RP100.3	a=25 b=1000 c=305	5,00	40	LS
RP100.4	a=25 b=1000 c=405	6,80	40	LS
RP100.5	a=25 b=1000 c=505	8,30	40	LS
RP120.3	a=25 b=1200 c=300	5,92	40	LS
RP120.4	a=25 b=1200 c=400	8,16	40	LS
RP120.5	a=25 b=1200 c=500	10,50	40	LS

LA Pannello melaminico/Melamine panel/Melamine panneau/Melamin panel



LS Pannello Soft-forming/Soft-forming panel/Soft-forming panneau/Soft-forming panel



	mm	Kg		
VP02_46	a=22 b=400	0,45	24	VP
VP02_90	a=22 b=900	0,96	24	VP
VP02_100	a=22 b=1000	1,10	24	VP

	mm	Kg		
RP01_46	a=25 b=400	0,45	24	VP
RP01_90	a=25 b=900	0,96	24	VP
RP01_100	a=25 b=1000	1,10	24	VP

**VP**  
Verniciato/  
Painted/  
Peint/  
Lackiert

**021** • ral 9005  
Nero goffrato  
Black  
Noire Gouffré  
Schwarz

**024** • ral 9006  
Alluminio sabbato  
Sand aluminium  
Aluminium Sablé  
Sandaluminium

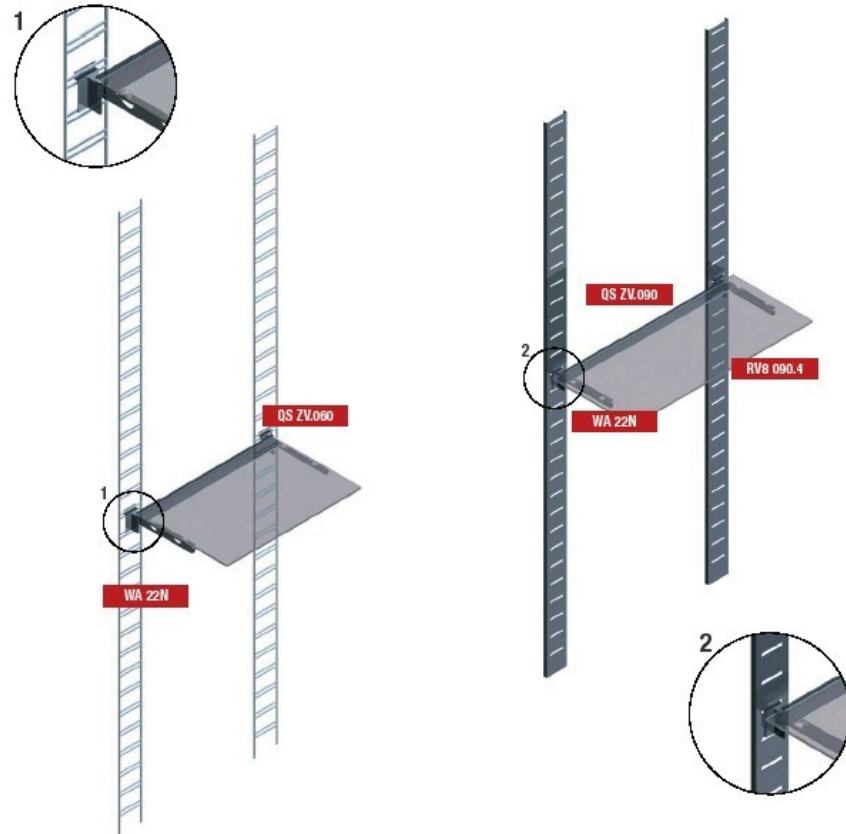
**027** • ral 9006  
Grigio argento  
Silver gray  
Gris argenté  
Silbergrau

**VP**  
Verniciato/  
Painted/  
Peint/  
Lackiert

**021** • ral 9005  
Nero goffrato  
Black  
Noire Gouffré  
Schwarz

**024** • ral 9006  
Alluminio sabbato  
Sand aluminium  
Aluminium Sablé  
Sandaluminium

**027** • ral 9006  
Grigio argento  
Silver gray  
Gris argenté  
Silbergrau



	mm	Kg		
WA 21N	c=290	0,41	40	CR
WA 21N	c=290	0,41	40	NS

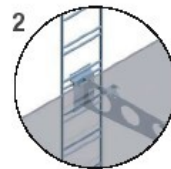
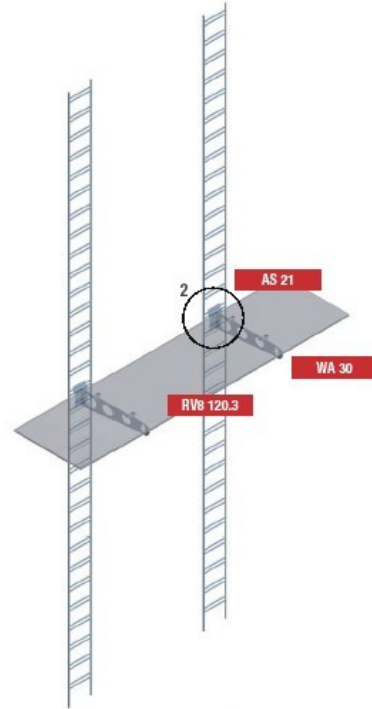
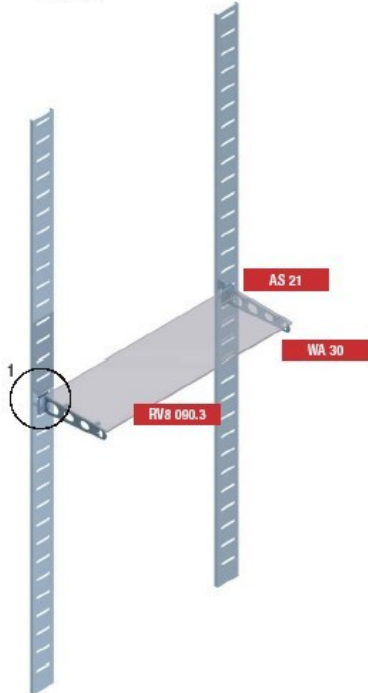
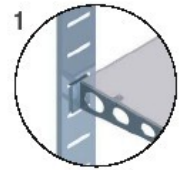
	mm	Kg		
WA 22N	c=290	0,61	20	CR
WA 22N	c=290	0,61	20	NS

	mm	Kg		
QS ZV.046	b=455	0,17	10	AL
QS ZV.060	b=595	0,19	10	AL
QS ZV.090	b=895	0,30	10	AL
QS ZV.100	b=995	0,32	10	AL
QS ZV.120	b=1195	0,39	10	AL

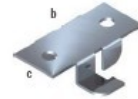

	mm	Kg		
AV 20/6	0a=20 0b=5,5	0,01	100	PL
AV 30/8	0a=30 0b=7	0,01	100	PL

	mm	Kg		
RV8 046.3	a=0 b=460 c=320	2,90	1	VE8
RV8 046.4	a=0 b=460 c=400	3,70	1	VE8
RV8 060.3	a=0 b=600 c=320	3,80	1	VE8
RV8 060.4	a=0 b=600 c=400	4,80	1	VE8
RV8 090.3	a=0 b=900 c=320	5,76	1	VE8
RV8 090.4	a=0 b=900 c=400	7,20	1	VE8
RV8 100.3	a=0 b=1000 c=320	6,40	1	VE8
RV8 100.4	a=0 b=1000 c=400	8,00	1	VE8
RV8 120.3	a=0 b=1200 c=320	7,68	1	VE8
RV8 120.4	a=0 b=1200 c=400	9,60	1	VE8


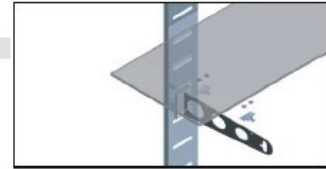
<b>CR</b> Cromato Chrome Chromé Verchromt		<b>NS</b> Nichel satinato Satini Mattnikelt		<b>AL</b> Alumínio Aluminium Aluminium Aluminium		<b>PL</b> Plástico Plastic Plastique Kunststoff		<b>VE</b> Vidro Glass Vetro Glas	
---	--	--	--	--	--	---	--	--	--



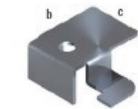
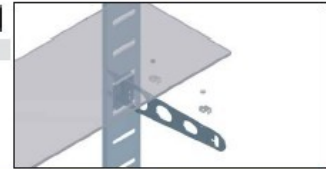
	mm	Kg		
<b>WA 30</b>	c=300	0,31	25	CR
<b>WA 30</b>	c=300	0,31	25	NS



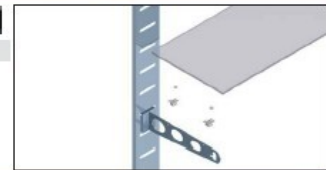
	mm	Kg		
<b>AS 21</b>	b=38 c=28	0,01	50	ZB



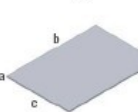
	mm	Kg		
<b>AS 22</b>	b=22 c=28	0,01	50	ZB



	mm	Kg		
<b>AS 23</b>	b=22 c=28	0,01	50	ZB



	mm	Kg		
<b>AV 12/6</b>	Øa=12 Øb=4,5	0,01	100	PL



	mm	Kg		
<b>RV8 046.3</b>	a=8 b=460 c=320	2,90	1	VE8
<b>RV8 046.4</b>	a=8 b=460 c=400	3,70	1	VE8
<b>RV8 090.3</b>	a=8 b=900 c=320	5,76	1	VE8
<b>RV8 090.4</b>	a=8 b=900 c=400	7,20	1	VE8
<b>RV8 100.3</b>	a=8 b=1000 c=320	6,40	1	VE8
<b>RV8 100.4</b>	a=8 b=1000 c=400	8,00	1	VE8
<b>RV8 120.3</b>	a=8 b=1200 c=320	7,68	1	VE8
<b>RV8 120.4</b>	a=8 b=1200 c=400	9,60	1	VE8



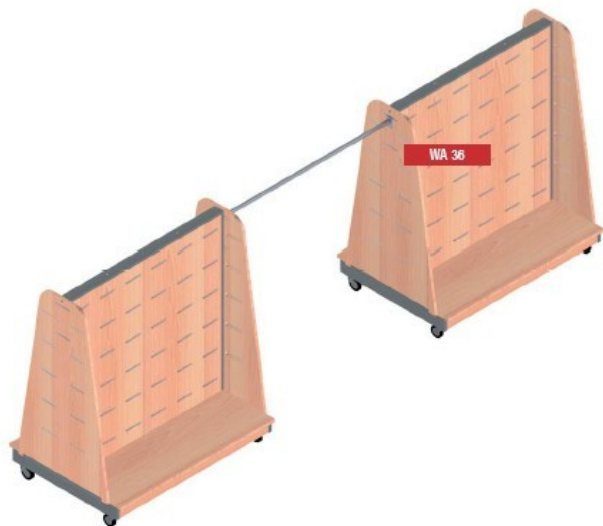
**CR**  
Cromado  
Chrome  
Verchromt

**NS**  
Nichel estriado  
Silber  
Silber  
Mattnikot


**ZB**  
Zincato bianco  
Weiß galvanisierend  
Zingagi bianca  
Zinkweiss

**PL**  
Plastica  
Plastic  
Plastique  
Kunststoff






<b>WA 36</b>	c=51	0,16	50	CR
<b>WA 36</b>	c=51	0,16	50	NS



	mm	Kg		
<b>T0240</b>	a=30 b=2400 c=15	1,74	10	CR
<b>T0240</b>	a=30 b=2400 c=15	1,74	10	NS
<b>T0272</b>	a=30 b=2720 c=15	2,33	10	NS
<b>T0300</b>	a=30 b=3000 c=15	2,57	10	CR



	mm	Kg		
<b>CO 3015</b>	a=30 c=15	0,01	100	CR
<b>CO 3015</b>	a=30 c=15	0,01	100	NS



	mm	Kg		
<b>TP090</b>	a=30 b=900 c=15	0,65	20	CR
<b>TP090</b>	a=30 b=900 c=15	0,65	20	NS
<b>TP120</b>	a=30 b=1200 c=15	0,81	20	CR
<b>TP120</b>	a=30 b=1200 c=15	0,81	20	NS



	mm	Kg		
<b>AS 72</b>	b=50 c=61	1,15	100	CR
<b>AS 72</b>	b=50 c=61	1,15	100	NS



	mm	Kg		
<b>OS 32</b>	c=242 Ø=138	0,15	50	CR
<b>OS 32</b>	c=242 Ø=138	0,15	50	NS



	mm	Kg		
<b>WA 36</b>	c=65	0,12	50	CR
<b>WA 36</b>	c=65	0,12	50	NS





	mm	Kg		
OS 46	c=100 Ø=6	0,05	100	CR
OS 46	c=100 Ø=6	0,05	100	NS

max 0,6 kg

	mm	Kg		
OS 47	c=150 Ø=6	0,07	100	CR
OS 47	c=150 Ø=6	0,07	100	NS

max 0,7 kg

	mm	Kg		
OS 48	c=200 Ø=6	0,08	100	CR
OS 48	c=200 Ø=6	0,08	100	NS

max 0,8 kg

	mm	Kg		
OS 49	c=300 Ø=6	0,10	100	CR
OS 49	c=300 Ø=6	0,10	100	NS

max 1,0 kg

	mm	Kg		
OS 420	b=150 c=300	0,44	25	CR
OS 420	b=150 c=300	0,44	25	NS

	mm	Kg		
OS 430	c=400	0,38	25	CR
OS 430	c=400	0,38	25	NS

**CR**  
Cromato  
Chrome  
Chromé  
Verchromt

**NS**  
Nichel satinato  
Salin  
Saliné  
Matthalt

	mm	Kg		
OS 440	c=300	0,32	25	CR
OS 440	c=300	0,32	25	NS

	mm	Kg		
OS 62	a=150 c=420	0,51	20	CR
OS 62	a=150 c=420	0,51	20	NS

	mm	Kg		
OS 63	a=200 c=400	0,50	20	CR
OS 63	a=200 c=400	0,50	20	NS

	mm	Kg		
OS 64	a=200 c=380	0,57	20	CR
OS 64	a=200 c=380	0,57	20	NS

	mm	Kg		
OS 72	c=380 Ø=32	0,25	25	CR
OS 72	c=380 Ø=32	0,25	25	NS

	mm	Kg		
OS 76	c=250	0,16	25	CR
OS 76	c=250	0,16	25	NS

**CR**  
Cromato  
Chrome  
Chromé  
Verchromt

**NS**  
Nichel satinato  
Salin  
Saliné  
Matthalt